

Introductory sub-table (I)(a)

Name of the Company: PARSHARTI INVESTMENT LTD			
Scrip Code, Name of the scrip, class of security: 511702			
Quarter ended: 30.06.2013			
Partly paid-up shares:-			
	No. of partly paid-up shares	As a % of total no. of partly paid-up shares	As a % of total no. of shares of the company
Held by promoter/promoter group	0	0	0
Held by public	0	0	0
	0	0	0
Total - D	0	0	0
Outstanding convertible securities:-			
	No. of outstanding securities	As a % of total no. of outstanding convertible securities	As a % of total no. of shares of the company, assuming full conversion of the convertible securities
Held by promoter/promoter group	0	0	0
Held by public	0	0	0
	0	0	0
Total - E	0	0	0
Warrants:-			
	No. of warrants	As a % of total no. of warrants	As a % of total no. of shares of the company, assuming full conversion of warrants
Held by promoter/promoter group	0	0	0
Held by public	0	0	0
	0	0	0
Total - F	0	0	0
Total paid-up capital of the company, assuming full conversion of warrants and convertible securities	NA	NA	NA


①




Statement Showing Shareholding Pattern

		Table (I)(a)			Total shareholding as a percentage of total number of shares		Shares Pledged or otherwise encumbered	
Category code	Category of Shareholder	Number of Shareholders	Total number of shares	Number of shares held in dematerialized form	As a percentage of (A+B) ¹	As a percentage of (A+B+C)	Number of shares	As a percentage
(I)	(II)	(III)	(IV)	(V)	(VI)	(VII)	(VIII)	(IX) = (VIII)/(IV)*100
(A)	Shareholding of Promoter and Promoter							
1	Indian							
(a)	Individuals/ Hindu Undivided Family							
		12	1335697	1335697	44.18	44.18		0.00
(b)	Central Government/ State Government(s)	0	0	0	0.00	0.00	0	0.00
(c)	Bodies Corporate	1	246200	246200	8.14	8.14	0	0.00
(d)	Financial Institutions/ Banks	0	0	0	0.00	0.00	0	0.00
(e)	Any Others(Specify)	0	0	0	0.00	0.00	0	0.00
(e-i)		0	0	0	0.00	0.00	0	0.00
(e-ii)					0.00	0.00	0	0.00
	Sub Total(A)(1)	13	1581897	1581897	52.32	52.32	0	0.00
2	Foreign							
a	Individuals (Non-Residents Individuals/ Foreign Individuals)	0	0	0	0.00	0.00		0.00
b	Bodies Corporate	0	0	0	0.00	0.00		0.00
c	Institutions	0	0	0	0.00	0.00		0.00
d	Any Others(Specify)	0	0	0	0.00	0.00		0.00
d-i					0.00	0.00		0.00
d-ii					0.00	0.00		0.00
	Sub Total(A)(2)	0	0	0	0.00	0.00		0.00
	Total Shareholding of Promoter and	13	1581897	1581897	52.32	52.32		0.00


2



(B)	Public shareholding						
1	Institutions						
(a)	Mutual Funds/ UTI				0.00	0.00	
(b)	Financial Institutions / Banks				0.00	0.00	
(c)	Central Government/ State Government(s)				0.00	0.00	
(d)	Venture Capital Funds				0.00	0.00	
(e)	Insurance Companies				0.00	0.00	
(f)	Foreign Institutional Investors				0.00	0.00	
(g)	Foreign Venture Capital Investors				0.00	0.00	
(h)	Any Other (specify)				0.00	0.00	
(h-i)	Non Resident Indians	0	0	0	0.00	0.00	
(h-ii)					0.00	0.00	
	Sub-Total (B)(1)	0	0	0	0.00	0.00	



B 2	Non-institutions							
(a)	Bodies Corporate	59	206740	112740	6.84	6.84		0.00
(b)	Individuals							
I	Individuals -i. Individual shareholders holding nominal share capital up to Rs 1 lakh	1867	1044057	624659	34.53	34.53		0.00
II	ii. Individual shareholders holding nominal share capital in excess of Rs. 1 lakh.	9	166993	105293	5.52	5.52		0.00
(c)	Any Other (specify)				0.00	0.00		
(c-i)	clearing Member	20	23589	23589	0.78	0.78		
(c-ii)	Non Resident Indians	1	24	24	0.00	0.00		0.00
	Sub-Total (B)(2)	1956	1441403	866305	47.68	47.68		
(B)	Total Public Shareholding (B)= (B)(1)+(B)(2)	1956	1441403	866305	47.68	47.68		
	TOTAL (A)+(B)	1969	3023300	2448202	100.00	100.00		
(C)	Shares held by Custodians and against which Depository Receipts have been issued							
1	Promoter and Promoter Group					0.00		0.00
2	Public					0.00		
	Sub-Total (C)	0	0	0		0	0	
	GRAND TOTAL (A)+(B)+(C)	1969	3023300	2448202		100.00	0	0.00




(I)(b) Statement showing holding of securities (including shares, warrants, convertible securities) of persons belonging to the category "Promoter and Promoter Group"

Sr. No.	Name of the shareholder	Details of Shares held		Encumbered shares (*)			Details of warrants		Details of convertible securities		Total shares (including underlying shares assuming full conversion of warrants and convertible securities) as a % of diluted share capital
		Number of shares held	As a % of grand total (A)+(B)+(C)	No.	As a percentage	As a % of grand total (A)+(B)+(C) of sub-clause (I)(a)	Number of warrants held	As a % total number of warrants of the same class	Number of convertible securities held	As a % total number of convertible securities of the same class	
(I)	(II)	(III)	(IV)	(V)	(VI)=(V)/(III)*100	(VII)	(VIII)	(IX)	(X)	(XI)	(XII)
1	DHANANJAY FINANCIAL SERVICES PVT.LTD	246200	8.14		0.00	0.00		0		0	0
2	DEVENDRA KUMAR BABULAL GOYAL	238901	7.90		0.00	0.00		0		0	0
3	BABULAL GOYAL	190101	6.29		0.00	0.00		0		0	0
4	NITU MOHAN GOYAL	156600	5.18		0.00	0.00		0		0	0
5	RAVINDRA KUMAR GOYAL	150750	4.99		0.00	0.00		0		0	0
6	HITSHARAN BABULAL GOYAL	150500	4.98		0.00	0.00		0		0	0
7	USHA DEVENDRA GOYAL	150400	4.97		0.00	0.00		0		0	0
8	RADHA HITSHARAN GOYAL	150000	4.96		0.00	0.00		0		0	0
9	POOJA PANKAJ BANSAL	137645	4.55		0.00	0.00		0		0	0
10	VISHNU KUMAR GOYAL	5000	0.17		0.00	0.00		0		0	0
11	RAMESHWAR DAYAL GOYAL	4500	0.15		0.00	0.00		0		0	0
12	MOHAN GOYAL	1300	0.04		0.00			0		0	0
TOTAL		1581897	52.32	0	0.00	0.00	0	0	0	0	0


(*) The term "encumbrance" has the same meaning as assigned to it in regulation 28(3) of the SAST Regulations, 2011

5



(I)(d) Statement showing details of locked-in shares

Sr. No.	Name of the shareholder	Number of locked-in shares	Locked-in shares as a percentage of total number of shares {i.e., Grand Total (A)+(B)+(C) indicated in Statement at para (I)(a) above}
1			0.00
2			0.00
3			0.00
4			0.00
5			0.00
6			0.00
7			0.00
8			0.00
9			0.00
TOTAL		0	0.00



8

(II)(a) Statement showing details of Depository Receipts (D)				
Sr. No.	Type of outstanding DR (ADRs, GDRs, SDRs, etc.)	Number of outstanding DRs	Number of shares underlying outstanding DRs	Shares underlying outstanding DRs as a percentage of total number of shares (i.e., Grand Total (A)+(B)+(C) indicated in Statement at para (I)(a) above)
1				0.00
2				0.00
3				0.00
4				0.00
5				0.00
6				0.00
7				0.00
8				0.00
9				0.00
TOTAL		0	0	0.00



