



Introductory sub-table (I)(a)

<b>Name of the Company: PARSHARTI INVESTMENT LTD</b>			
<b>Scrip Code, Name of the scrip, class of security: 511702</b>			
<b>Quarter ended: 30.09.2013</b>			
<b>Partly paid-up shares:-</b>	<b>No. of partly paid-up shares</b>	<b>As a % of total no. of partly paid-up shares</b>	<b>As a % of total no. of shares of the company</b>
Held by promoter/promoter group	0	0	0
Held by public	0	0	0
	0	0	0
<b>Total - D</b>	<b>0</b>	<b>0</b>	<b>0</b>
<b>Outstanding convertible securities:- No. of outstanding securities</b>		<b>As a % of total no. of outstanding convertible securities</b>	<b>As a % of total no. of shares of the company, assuming full conversion of the convertible securities</b>
Held by promoter/promoter group	0	0	0
Held by public	0	0	0
	0	0	0
<b>Total - E</b>	<b>0</b>	<b>0</b>	<b>0</b>
<b>Warrants:-</b>	<b>No. of warrants</b>	<b>As a % of total no. of warrants</b>	<b>As a % of total no. of shares of the company, assuming full conversion of warrants</b>
Held by promoter/promoter group	0	0	0
Held by public	0	0	0
	0	0	0
<b>Total - F</b>	<b>0</b>	<b>0</b>	<b>0</b>
<b>Total paid-up capital of the company, assuming full conversion of warrants and convertible securities</b>	<b>NA</b>	<b>NA</b>	<b>NA</b>




**Statement Showing Shareholding Pattern**

		Table (I)(a)						
Category code	Category of Shareholder	Number of Shareholders	Total number of shares	Number of shares held in dematerialized form	Total shareholding as a percentage of total number of shares		Shares Pledged or otherwise encumbered	
					As a percentage of (A+B) <sup>1</sup>	As a percentage of (A+B+C)	Number of shares	As a percentage
(I)	(II)	(III)	(IV)	(V)	(VI)	(VII)	(VIII)	(IX) = (VIII)/(IV)*100
<b>(A)</b>	<b>Shareholding of Promoter and Promoter</b>							
<b>1</b>	<b>Indian</b>							
(a)	Individuals/ Hindu Undivided Family							
		12	1335777	1335777	44.18	44.18		0.00
(b)	Central Government/ State Government(s)	0	0	0	0.00	0.00	0	0.00
(c)	Bodies Corporate	1	246200	246200	8.14	8.14	0	0.00
(d)	Financial Institutions/ Banks	0	0	0	0.00	0.00	0	0.00
(e)	Any Others(Specify)	0	0	0	0.00	0.00	0	0.00
(e-i)		0	0	0	0.00	0.00	0	0.00
(e-ii)					0.00	0.00	0	0.00
	<b>Sub Total(A)(1)</b>	<b>13</b>	<b>1581977</b>	<b>1581977</b>	<b>52.32</b>	<b>52.32</b>	<b>0</b>	<b>0.00</b>
<b>2</b>	<b>Foreign</b>							
a	Individuals (Non-Residents Individuals/ Foreign Individuals)	0	0	0	0.00	0.00		0.00
b	Bodies Corporate	0	0	0	0.00	0.00		0.00
c	Institutions	0	0	0	0.00	0.00		0.00
d	Any Others(Specify)	0	0	0	0.00	0.00		0.00
d-i					0.00	0.00		0.00
d-ii					0.00	0.00		0.00
	<b>Sub Total(A)(2)</b>	<b>0</b>	<b>0</b>	<b>0</b>	<b>0.00</b>	<b>0.00</b>		<b>0.00</b>
	<b>Total Shareholding of Promoter and</b>	<b>13</b>	<b>1581977</b>	<b>1581977</b>	<b>52.32</b>	<b>52.32</b>		<b>0.00</b>



<b>(B)</b>	<b>Public shareholding</b>						
<b>I</b>	<b>Institutions</b>						
(a)	Mutual Funds/ UTI				0.00	0.00	
(b)	Financial Institutions / Banks				0.00	0.00	
(c)	Central Government/ State Government(s)				0.00	0.00	
(d)	Venture Capital Funds				0.00	0.00	
(e)	Insurance Companies				0.00	0.00	
(f)	Foreign Institutional Investors				0.00	0.00	
(g)	Foreign Venture Capital Investors				0.00	0.00	
(h)	Any Other (specify)				0.00	0.00	
(h-i)	Non Resident Indians	0	0	0	0.00	0.00	
(h-ii)					0.00	0.00	
	<b>Sub-Total (B)(1)</b>	<b>0</b>	<b>0</b>	<b>0</b>	<b>0.00</b>	<b>0.00</b>	




<b>B 2</b>	<b>Non-institutions</b>						
(a)	Bodies Corporate	58	203467	109467	6.73	6.73	0.00
(b)	Individuals						
I	Individuals -i. Individual shareholders holding nominal share capital up to Rs 1 lakh	1877	1051311	631813	34.77	34.77	0.00
II	ii. Individual shareholders holding nominal share capital in excess of Rs. 1 lakh.	9	166555	104855	5.51	5.51	0.00
(c)	Any Other (specify)				0.00	0.00	
(c-i)	clearing Member	20	19966	19966	0.66	0.66	
(c-ii)	Non Resident Indians	1	24	24	0.00	0.00	0.00
	<b>Sub-Total (B)(2)</b>	<b>1965</b>	<b>1441323</b>	<b>866125</b>	<b>47.67</b>	<b>47.67</b>	
<b>(B)</b>	<b>Total Public Shareholding (B)= (B)(1)+(B)(2)</b>	<b>1965</b>	<b>1441323</b>	<b>866125</b>	<b>47.67</b>	<b>47.67</b>	
	<b>TOTAL (A)+(B)</b>	<b>1978</b>	<b>3023300</b>	<b>2448102</b>	<b>100.00</b>	<b>100.00</b>	
<b>(C)</b>	<b>Shares held by Custodians and against which Depository Receipts have been issued</b>						
1	Promoter and Promoter Group				0.00		0.00
2	Public				0.00		
	<b>Sub-Total (C)</b>	<b>0</b>	<b>0</b>	<b>0</b>	<b>0</b>	<b>0</b>	
	<b>GRAND TOTAL (A)+(B)+(C)</b>	<b>1978</b>	<b>3023300</b>	<b>2448102</b>	<b>100.00</b>	<b>0</b>	<b>0.00</b>



(I)(b) Statement showing holding of securities (including shares, warrants, convertible securities) of persons belonging to the category "Promoter and Promoter Group"

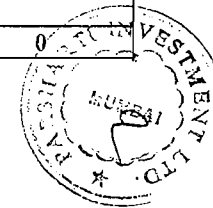
Sr. No.	Name of the shareholder	Details of Shares held		Encumbered shares (*)			Details of warrants		Details of convertible securities		Total shares (including underlying shares assuming full conversion of warrants and convertible securities) as a % of diluted share capital
		Number of shares held	As a % of grand total (A)+(B)+(C)	No.	As a percentage	As a % of grand total (A)+(B)+(C) of sub-clause (I)(a)	Number of warrants held	As a % total number of warrants of the same class	Number of convertible securities held	As a % total number of convertible securities of the same class	
(i)	(ii)	(iii)	(iv)	(v)	(vi)=(v)/(iii)*100	(vii)	(viii)	(ix)	(x)	(xi)	(xii)
1	DHANANJAY FINANCIAL SERVICES PVT.LTD	246200	8.14		0.00	0.00		0		0	0
2	DEVENDRA KUMAR BABULAL GOYAL	238901	7.90		0.00	0.00		0		0	0
3	BABULAL GOYAL	190101	6.29		0.00	0.00		0		0	0
4	NITU MOHAN GOYAL	156600	5.18		0.00	0.00		0		0	0
5	RAVINDRA KUMAR GOYAL	150750	4.99		0.00	0.00		0		0	0
6	HITSHARAN BABULAL GOYAL	150500	4.98		0.00	0.00		0		0	0
7	USHA DEVENDRA GOYAL	150400	4.97		0.00	0.00		0		0	0
8	RADHA HITSHARAN GOYAL	150000	4.96		0.00	0.00		0		0	0
9	POOJA PANKAJ BANSAL	137725	4.56		0.00	0.00		0		0	0
10	VISHNU KUMAR GOYAL	5000	0.17		0.00	0.00		0		0	0
11	RAMESHWAR DAYAL GOYAL	4500	0.15		0.00	0.00		0		0	0
12	MOHAN GOYAL	1300	0.04		0.00			0		0	0
<b>TOTAL</b>		<b>1581977</b>	<b>52.33</b>	<b>0</b>	<b>0.00</b>	<b>0.00</b>	<b>0</b>	<b>0</b>	<b>0</b>	<b>0</b>	

(\*) The term "encumbrance" has the same meaning as assigned to it in regulation 28(3) of the SAST Regulations, 2011



(I)(c)(i) Statement showing holding of securities (including shares, warrants, convertible securities) of persons belonging to the category "Public" and holding more than 1% of the total number of shares


Sr. No.	Name of the shareholder	Number of shares held	Shares as a percentage of total number of shares {i.e., Grand Total (A)+(B)+(C) indicated in Statement at para (I)(a) above}	Details of warrants		Details of convertible securities		Total shares (including underlying shares assuming full conversion of warrants and convertible securities) as a % of diluted share capital
				Number of warrants held	As a % total number of warrants of the same class	Number of convertible securities held	% w.r.t total number of convertible securities of the same class	
1	INNOVATIVE PRINT-FORMS LTD	91900	3.04		0		0	0
2			0.00		0		0	0
3			0.00		0		0	0
4			0.00		0		0	0
5			0.00		0		0	0
6			0.00		0		0	0
7			0.00		0		0	0
8			0.00		0		0	0
9			0.00		0		0	0
10			0.00		0		0	0
<b>TOTAL</b>		<b>91900</b>	<b>3.04</b>	<b>0</b>	<b>0</b>	<b>0</b>	<b>0</b>	<b>0</b>



9


**(I)(c)(ii) Statement showing holding of securities (including shares, warrants, convertible securities) of persons (together with PAC) belonging to the category "Public" and holding more than 5% of the total number of shares of the company**

Sr. No.	Name(s) of the shareholder(s) and the Persons Acting in Concert (PAC) with them	Number of shares	Shares as a percentage of total number of shares {i.e., Grand Total (A)+(B)+(C) indicated in Statement at para (I)(a) above}	Details of warrants		Details of convertible securities		Total shares (including underlying shares assuming full conversion of warrants and convertible securities) as a % of diluted share capital
				Number of warrants	As a % total number of warrants of the same class	Number of convertible securities held	% w.r.t total number of convertible securities of the same class	
1			0.00	0	0	0	0	0
2			0.00	0	0	0	0	0
3			0.00	0	0	0	0	0
4			0.00	0	0	0	0	0
5			0.00	0	0	0	0	0
6			0.00	0	0	0	0	0
7			0.00	0	0	0	0	0
8			0.00	0	0	0	0	0
9			0.00	0	0	0	0	0
10			0.00	0	0	0	0	0
<b>TOTAL</b>		<b>0</b>	<b>0.00</b>	<b>0</b>	<b>0</b>	<b>0</b>	<b>0</b>	<b>0</b>




(I)(d) Statement showing details of locked-in shares

Sr. No.	Name of the shareholder	Number of locked-in shares	Locked-in shares as a percentage of total number of shares {i.e., Grand Total (A)+(B)+(C) indicated in Statement at para (I)(a) above}
1			0.00
2			0.00
3			0.00
4			0.00
5			0.00
6			0.00
7			0.00
8			0.00
9			0.00
<b>TOTAL</b>		<b>0</b>	<b>0.00</b>





<b>(II)(a) Statement showing details of Depository Receipts (D)</b>				
<b>Sr. No.</b>	<b>Type of outstanding DR (ADRs, GDRs, SDRs, etc.)</b>	<b>Number of outstanding DRs</b>	<b>Number of shares underlying outstanding DRs</b>	<b>Shares underlying outstanding DRs as a percentage of total number of shares {i.e., Grand Total (A)+(B)+(C) indicated in Statement at para (I)(a) above}</b>
1				0.00
2				0.00
3				0.00
4				0.00
5				0.00
6				0.00
7				0.00
8				0.00
9				0.00
<b>TOTAL</b>		<b>0</b>	<b>0</b>	<b>0.00</b>



9

**(II)(b) Statement showing holding of Depository Receipts (DRs), where underlying shares held by "promoter/promoter group" are in excess of 1% of the total number of shares**

Sr. No.	Name of the DR Holder	Type of outstanding DR (ADRs, GDRs, SDRs, etc.)	Number of shares underlying outstanding DRs	Shares underlying outstanding DRs as a percentage of total number of shares {i.e., Grand Total (A)+(B)+(C) indicated in Statement at para (I)(a) above}
1				0.00
2				0.00
3				0.00
4				0.00
5				0.00
6				0.00
7				0.00
8				0.00
9				0.00
<b>TOTAL</b>			<b>0</b>	<b>0.00</b>

